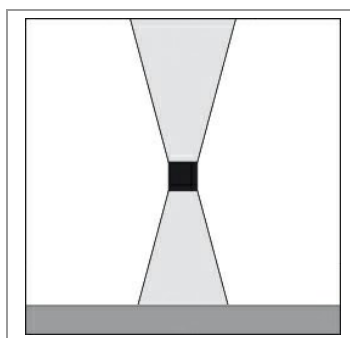
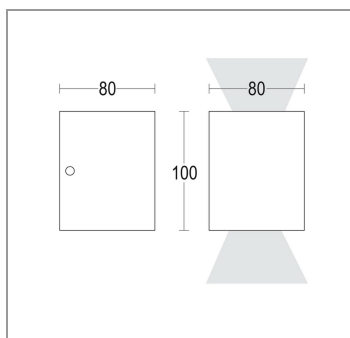




# BULLARD BOLLARDS



GH1144.BUFT300EC  
1144.L3F.T

GH1144.BUFT400EC  
1144.R6F.T

H(m)	φ(m)	Lux Medi
5	3.7	37
4	3.0	57
3	2.2	102
2	1.5	230
1	0.7	919

GH1144.BRFT300EN  
1144.BRF.T

H(m)	φ(m)	Lux Medi
5	3.7	38
4	3.0	60
3	2.2	106
2	1.5	239
1	0.7	955

GH1144.BRFT400EN  
1144.BSF.T

H(m)	φ(m)	Lux Medi
5	3.7	17
4	3.0	26
3	2.2	47
2	1.5	106
1	0.7	423

H(m)	φ(m)	Lux Medi
5	3.7	18
4	3.0	28
3	2.2	51
2	1.5	114
1	0.7	455

## COMPATTO 2 LIGHTS 80x100 40° BEAM

### CONSTRUCTIVE & DIMENSIONAL:

Application field:	Facade, Columns, Walls, Covered entrances & walkways, Porch, balconies & terraces
External screws:	Stainless steel A4-70 treated with highly antioxidant water-repellent lubricating solution
Length :	80mm(3,14")
Width :	80mm(3,14")
Height:	100mm(3,93")

### ELECTRICAL and LIGHTING SOURCE for MODEL: GH1144.BUFT300EC 1144.L3F.T

Description:	2 x 9 W LED 3000 K CRI>90 1173 lm
Operating Power:	500 mA
Number of heads:	2
Number of circuits:	1
Control gear:	500 mA not included
Driver positioning:	Remote
Control gear type:	Electronic
Cable entry:	Fixture supplied with pre-wired cable H05RN-F
Emergency kit:	Not available
Light source:	LED
Power:	9W
LED voltage range:	18V
Courrent:	500 mA
ZVEI - Led Type:	COB
Color temperature:	3000 K
Binning:	Step MacAdam 3
Color rendering index:	CRI>90
Nominal LED emission:	1173 lm
Light source:	Included
Ambient temperature operating range:	- 20 °C ÷ +35 °C

### ELECTRICAL and LIGHTING SOURCE for MODEL: GH1144.BUFT400EC 1144.R6F.T

Description:	2 x 9 W LED 4000 K CRI>90 1218 lm
Operating Power:	500 mA
Number of heads:	2
Number of circuits:	1
Control gear:	500 mA not included
Driver positioning:	Remote
Control gear type:	Electronic
Cable entry:	Fixture supplied with pre-wired cable H05RN-F
Emergency kit:	Not available
Light source:	LED
Power:	9W
LED voltage range:	18V
Courrent:	500 mA
ZVEI - Led Type:	COB
Color temperature:	4000 K
Binning:	Step MacAdam 3
Color rendering index:	CRI>90
Nominal LED emission:	1218 lm
Light source:	Included
Ambient temperature operating range:	- 20 °C ÷ +35 °C

### ACCESSORIES FOR MODELS:

GH1144.BUFT300EC  
1144.L3F.T

and

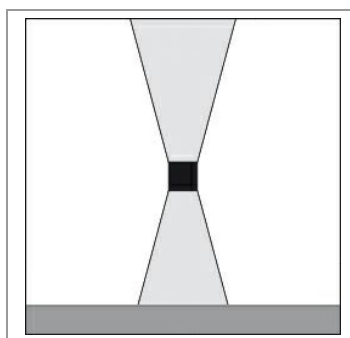
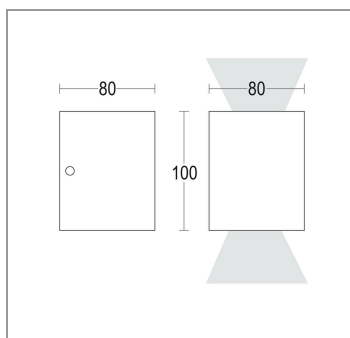
GH1144.BUFT400EC  
1144.R6F.T



Driver 22W  
500mA IP20  
AC206-500mA



Driver 14W  
500mA IP67  
AC206-IP67



GH1144.BUFT300EC  
1144.L3F.T

GH1144.BUFT400EC  
1144.R6F.T

H(m)	φ(m)	Lux Medi
5	3.7	37
4	3.0	57
3	2.2	102
2	1.5	230
1	0.7	919

GH1144.BRFT300EN  
1144.BRF.T

H(m)	φ(m)	Lux Medi
5	3.7	38
4	3.0	60
3	2.2	106
2	1.5	239
1	0.7	955

GH1144.BRFT400EN  
1144.BSF.T

H(m)	φ(m)	Lux Medi
5	3.7	17
4	3.0	26
3	2.2	47
2	1.5	106
1	0.7	423

H(m)	φ(m)	Lux Medi
5	3.7	18
4	3.0	28
3	2.2	51
2	1.5	114
1	0.7	455

### ELECTRICAL and LIGHTING SOURCE for MODEL: GH1144.BRFT300EN 1144.BRF.T

Description:	2 x 6 W LED 3000 K CRI>85 540 lm
Operating Power:	110-277V / 50-60 Hz
Number of heads:	2
Number of circuits:	1
Driver positioning:	Integral
Control gear type:	Electronic
Cable entry:	Fixture supplied with pre-wired cable H05RN-F
Emergency kit:	Not available
Light source:	LED
Power:	6 W
ZVEI - Led Type:	DOB
Color temperature:	3000 K
Color rendering index:	CRI>85
Nominal LED emission:	540 lm
Light source:	Included
Ambient temperature operating range:	- 20 °C ÷ +35 °C

### ELECTRICAL and LIGHTING SOURCE for MODEL: GH1144.BRFT400EN 1144.BSF.T

Description:	2 x 6 W LED 4000 K CRI>85 580 lm
Operating Power:	110-277V / 50-60 Hz
Number of heads:	2
Number of circuits:	1
Driver positioning:	Integral
Control gear type:	Electronic
Cable entry:	Fixture supplied with pre-wired cable H05RN-F
Emergency kit:	Not available
Light source:	LED
Power:	6 W
ZVEI - Led Type:	DOB
Color temperature:	4000 K
Color rendering index:	CRI>85
Nominal LED emission:	580 lm
Light source:	Included
Ambient temperature operating range:	- 20 °C ÷ +35 °C

### OPTICAL:

Beam Type:	Wall-Effect 2 [21°-40°] medium
Beam angle:	40°
Light distribution:	Direct - Indirect lighting
Beam directionability:	Fixed
Diffuser material:	Soda-lime tempered glass 5mm
Diffuser finish:	Clear
Reflector material:	PMMA lens

### FINISH CODE:

.05 Dark grey (matt)	.19 Light Grey
----------------------	----------------

### NOTE\*:

Models: GH1144.BUFT300EC and GH1144.BUFT400EC are dimmable upon request.  
1144.L3F.T 1144.R6F.T

Models: GH1144.BRFT300EN and GH1144.BRFT400EN are not dimmable.  
1144.BRF.T 1144.BSF.T